

Register your MyChart Account using the App on Apple Device



**Jefferson
Health®**



HOME OF SIDNEY KIMMEL MEDICAL COLLEGE

Please Note:

- Patients may either register for a MyChart account on their own, or they may receive an email with a sign up link attached after an appointment has been scheduled with their provider.
- If you receive an email from your providers office with a sign up now link, skip to slide 13 for more information.

Once you have downloaded the MyChart app, follow these steps to register your account.

- **Step 1:** Open the MyChart app in the app store.
- You can also look for the MyChart icon on your home screen.



- **Step 2: Read and Accept the App User Agreement.**

LICENSED APPLICATION END USER LICENSE AGREEMENT

The MyChart for iPhone software product (the "Product"), as made available through the Apple, Inc. ("Apple") App Store, is licensed, not sold, to you. As used herein, "you" and "your" refer to the individual or entity that wishes to use the Licensed Application. Your license to this Product is subject to your prior acceptance of this Licensed Application End User License Agreement (this "License"), and you agree that the terms of this License will apply to this Product. Your license to this Product under this Licensed Application End User License Agreement is granted by Epic Systems Corporation ("Licensor"). This Product, as subject to the license granted under this License, is referred to herein as the "Licensed Application." Licensor reserves all ownership and intellectual property rights in and to the Licensed Application.

This Licensed Application supports the iPhone as well as the iPad and iPod touch devices, and certain supported data networks, and enables users to access, review and use certain data (and perform certain actions with such data) where such data is provided by a connection to an instance of the Licensor's server edition of MyChart, an application licensed by a third party (typically, your medical provider) under a separate agreement with Licensor.


a. Scope of License: This license granted to you for the Licensed Application by Licensor is limited to a non-exclusive, non-transferable, non-sublicensable, revocable limited license to run the Licensed Application on your Apple-branded product that runs the iPhone, iPad or iPod touch device solely for the purpose of performing those functions and tasks available to you as an end user of the Licensed Application who: (1) connects to a properly licensed version of the server edition of MyChart offered by Licensor and (2) who is using any iPhone, iPad or iPod touch that you own or control and as permitted by the Usage Rules set forth in Section 9.b. of the App Store Terms and Conditions (the "Usage Rules"). This license does not allow you to use the Licensed Application on any iPod touch, iPad or iPhone that you do not own or control, and you may not distribute or make the Licensed Application available over a network where it could be used by multiple devices at the same time. You may not rent, lease, lend, sell, redistribute or sublicense the Licensed Application. You may not copy (except as expressly permitted by this license and the Usage Rules), decompile, reverse engineer, disassemble, attempt to derive the source code of, modify, or create derivative works of the Licensed Application, any updates, or any part thereof (except as and only to the extent any foregoing restriction is prohibited by applicable law or to the extent as may be permitted by the licensing terms governing use of any open sourced components included with the Licensed Application). Any attempt to do so is a violation of the rights of the Licensor and its licensors. If you breach this restriction, you may be subject to prosecution and damages. You are not permitted to use the Licensed Application for any purpose other than as expressly permitted under this License. You acknowledge that Licensor may audit your use of the Licensed Application.

The terms of the license will govern any upgrades provided by Licensor that replace and/or supplement the original Product, unless such upgrade is accompanied by a separate license in which case the terms of that license will govern, and you agree to promptly install any such upgrade and cease use of the prior version. Nothing in this paragraph creates an obligation for Licensor to prepare or provide any upgrades to the Product.

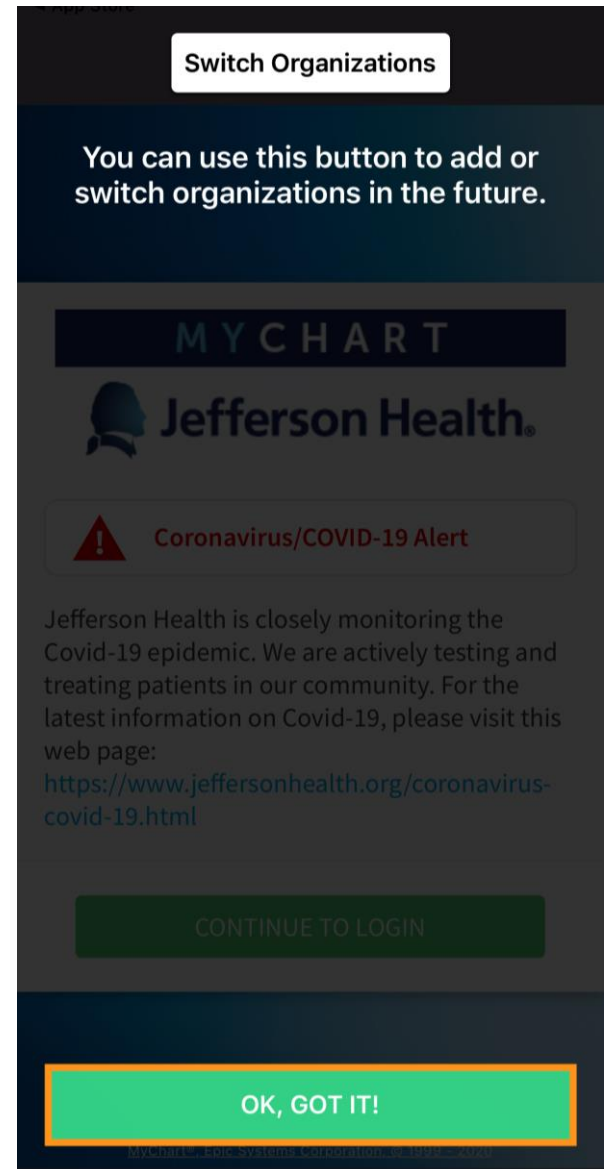
b. Consent to Use of Data: You agree that Licensor and the organization which is running the properly licensed server edition of MyChart that you are then accessing through your use of the Licensed Application (each such entity, at the time of Your access, "Your MyChart Provider") may collect, store, process, maintain, upload, sync, transmit, share, disclose and use certain data and information, including but not limited to information or data regarding the characteristics or usage of your device, system and application software, and peripherals as well as personal information, user location data and user content (collectively "User Data") to facilitate the provision of services or functionality for the Licensed Application, including, but not limited to authentication, performance optimization, software updates, product support and other services (if any) to you related to the Licensed Application or to otherwise improve Licensor's products or to provide services or technologies to you. You acknowledge that use of the Licensed Application may result in User Data being transmitted between your device and a database server designated by Your MyChart Provider and that such User Data may be collected, stored, processed, maintained and used by Your MyChart Provider and/or transmitted or disclosed to or accessed by Licensor. More specifically, but without limiting the foregoing, you acknowledge that: (1) information regarding the hardware model and iOS version of the device on which you are running the Product may be collected, transmitted to and stored on a database server designated by Your MyChart Provider, may be transmitted to Licensor and may be used to make changes, updates or improvements to or to optimize the performance of the Product or to otherwise inform future development; and (2) audit logs reflecting your logins, logouts and the activities you have accessed through your use of the Licensed Application may be generated in connection with your use of the Product and may be collected, transmitted and stored on a database server designated by Your MyChart Provider and may be made available to Your MyChart Provider and may also be made available to Licensor for troubleshooting. BY CLICKING ON THE "ACCEPT" BUTTON, YOU EXPRESSLY

Accept

- **Step 3:** Search for “Jefferson” in the “Where do you receive your healthcare?” section.
- **Step 4:** Scroll and tap on **Jefferson Health.** (not Jefferson Healthcare.)




- **Step 5:** Tap **OK, GOT IT!** on the switch organizations screen.



- **Step 6:** Click **SIGN UP NOW** to begin registration.


Close Login

 **Jefferson Health**

Username

Password

Log in

 [Forgot Password or Username?](#)

Don't have an account?

Sign up now

- **Step 7:** If given a MyChart Activation code from your doctor's office, please enter that code now, and all needed information.
- If you do not have a given activation code, please click **Sign Up Online** and fill out all the needed information.

Sign Up Close

Please Identify Yourself

Step 1
All fields are required.

MyChart Activation Code
Enter your Activation Code as it appears on your enrollment letter (your code is not case sensitive). You will not need to use this code after you complete the signup process.

xxxxx - xxxxx - xxxxx

No Activation Code? [Sign Up Online](#)

Date of Birth
Enter your date of birth in the format shown, using 4 digits for the year.

mm / dd / yyyy

ZIP Code

xxxxx

NEXT

If you have used the activation code, you will now choose a **Username and Password:**

- **Step 8:** Choose a **Username** that you will remember.
- **Step 9:** Choose an appropriate **Password**.
- **Step 10:** Tap **NEXT**.

Sign Up Close

Choose a Username & Password

Step 2 of 3
All fields are required.

MyChart Username

Password

Eight characters or more; case sensitive

Retype Password

NEXT

- **Step 11:** Enter your email address and enable notifications.
- **Step 12:** Tap SIGN IN.

Sign Up Close

Step 3 of 3

Enable E-mail Notifications?
When new information is available (such as test results or messages), we will send a notification message to your Internet e-mail address.

Yes No

E-mail Address

Jeffconnect@jefferson.edu

Example: chris@company.com

Retype E-mail Address

Jeffconnect@jefferson.edu

Enable Text Message Notifications?
When new information is available (such as test results or messages), we will send a text (SMS) notification message to your mobile phone.


Yes No

SIGN IN

You will be redirected to the login page.

- **Step 13:** Enter your **Username** and **Password**.
- **Step 14:** Tap **Log in**.


Close Login

 Jefferson Health

Username

Password

Log in

 Forgot Password or Username?

Don't have an account?

Sign up now

- **Step 15: Read and Accept the Terms & Conditions.**

After you click Accept you will be brought into your MyChart Patient Portal, where you can access your visits, records, and other options!

"JEFFERSON HEALTH MYCHART" TERMS AND CONDITIONS FOR USE

You must accept these Terms and Conditions for Use to access "Jefferson Health MyChart" online.

Jefferson Health MyChart is an internet application that allows a patient to have secure web based access to elements of their Jefferson electronic medical record. Jefferson Health MyChart allows a secure, convenient communication channel with Jefferson for non-urgent messages.

Use of the Jefferson Health MyChart service is optional.

Your login username and password are key in keeping your information confidential and protecting your personal information. It is your responsibility to keep your username and password confidential. Your username and password are only known by you and can be changed online at any time by you. Your password is not known by anyone at Jefferson.

Jefferson Health MyChart Terms and Conditions for Use: Your Responsibilities.

Please review the following Terms and Conditions for Use. You must observe the Terms and Conditions for Use described below when using Jefferson Health MyChart.

I AGREE THAT:

- 1) I will not share my username and password with anyone.
- 2) I will not send any messages through Jefferson Health MyChart that require urgent or emergent attention. I will call 9-1-1 in the case of an emergency. I understand that turnaround time for responses is usually two (2) business days, but may vary by individual physician or practice. Jefferson does not guarantee that I will receive a response to any particular message. If I have not received a response within a reasonable time and feel the message must be addressed, I should call my physician or my physician's office.
- 3) I will be notified by e-mail when there is new medical information to be viewed on Jefferson Health MyChart. This means that any person with access to my e-mail will be able to see the notification. This could include my spouse, dependent, employer or anyone else that can access my email account. Although no private medical information will be included in the e-mail the notification that new medical information is available by accessing Jefferson Health MyChart may be information that I would not want others to know. Thus, I should take this into consideration when providing an e-mail address.
- 4) Jefferson Health MyChart messages may be viewed by other health professionals, administrators, or support staff who work with my physician and his/her practice.
- 5) Neither Jefferson Health MyChart nor any other application available through this site is a substitute for appropriate and timely contact with my physician(s). This site is not a substitute for an office visit or consultation with my physician(s). I understand that I should never change or stop any course of treatment prescribed by my physician(s) without first consulting him or her.
- 6) Not all of my Jefferson physicians and providers use Jefferson Health MyChart, so they may not be aware of the information that is in my Jefferson Health MyChart. I understand that I may not be able to communicate electronically or view information from all of my Jefferson providers.
- 7) There may be some information that my Jefferson physicians believe should not be placed in my Jefferson Health MyChart record. To obtain a complete copy of my Jefferson medical records, I should follow the Jefferson policy for requesting medical records.
- 8) All communications through Jefferson Health MyChart will be in regard to my own medical condition(s). The contents of any messages will be stored in my permanent Jefferson medical record.
- 9) I understand that I may only ask for advice about me through Jefferson Health MyChart. I understand that asking for advice on behalf of another person could potentially be harmful and is a violation of these Terms and Conditions for Use. **JEFFERSON DOES NOT ASSUME ANY RESPONSIBILITY FOR MEDICAL INFORMATION OR SERVICES USED BY A PERSON OTHER THAN ME.**

Decline Accept

If you did not receive an **Activation Code**, but instead received an **E-mail** from donotreplymychartadmin@jefferson.edu to Sign Up,

- **Step 1:** Click the Link within the email and complete all the information.

Signup information for Jefferson Health MyChart



donotreplymychartadmin@jefferson.edu



Wed 8/5/2020 1:25 PM

To: JeffConnect

Dear Telemedicine One Zztest,

Jefferson Health MyChart allows you to send messages to your doctor, view your test results, schedule appointments, and more.

[Use this link to sign up for Jefferson Health MyChart now.](#)

The information contained in this transmission contains privileged and confidential information. It is intended only for the use of the person named above. If you are not the intended recipient, you are hereby notified that any review, dissemination, distribution or duplication of this communication is strictly prohibited. If you are not the intended recipient, please contact the sender by reply email and destroy all copies of the original message.

CAUTION: Intended recipients should NOT use email communication for emergent or urgent health care matters.

Reply

Forward

MyChart Signup

- **Step 2:** Choose a Username.
- **Step 3:** Create a Password.
- **Step 4:** Enter your Date of Birth.
- **Step 5:** Enter your ZIP Code.
- **Step 6:** Check the “*I agree to the Terms and Conditions.*” box, then click **SUBMIT** to finish registration.

Username

TELEMED.ONE

Create Password



SHOW

Date of Birth

<input type="text"/>	/	<input type="text"/>	/	<input type="text"/>
mm		dd		yyyy

ZIP Code

xxxxx

I agree to the Terms and Conditions.

SUBMIT

Congratulations, you have now successfully registered your **MyChart** account.

Now, please click the **App Store** icon. You will be brought into the **Patient Portal**, where you can access your visits, records, and more.

Thanks for Signing Up!



The banner features the Jefferson Health logo (a blue silhouette of a head with a white caduceus) and the text "Jefferson Health" in a bold, dark blue font. Below this, a light gray box contains the text: "You are now successfully signed up for MyChart! Please [navigate to the MyChart website](#) or download the mobile app using the links below." At the bottom of the banner are two black buttons with white text and icons. The left button, "Available on the App Store", features the Apple logo and is highlighted with a yellow border. The right button, "ANDROID APP ON Google play", features the Google Play logo.



Jefferson Health®

HOME OF SIDNEY KIMMEL MEDICAL COLLEGE

Abington Hospital | Abington - Lansdale Hospital | Jefferson Bucks Hospital | Jefferson Cherry Hill Hospital
Jefferson Frankford Hospital | Jefferson Hospital for Neuroscience | Jefferson Methodist Hospital
Jefferson Stratford Hospital | Jefferson Torresdale Hospital | Jefferson Washington Township Hospital
Magee Rehabilitation Hospital | Physicians Care Surgical Hospital | Rothman Orthopaedic Specialty Hospital
Thomas Jefferson University Hospital